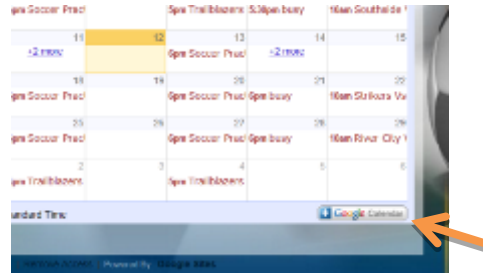
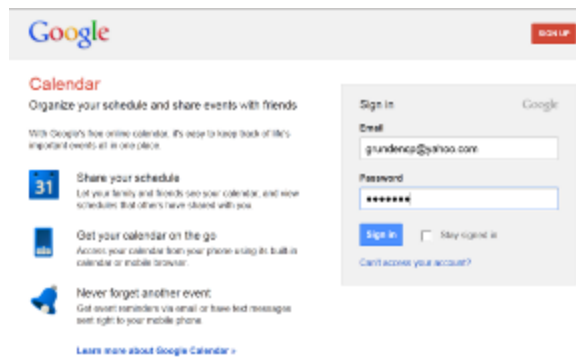


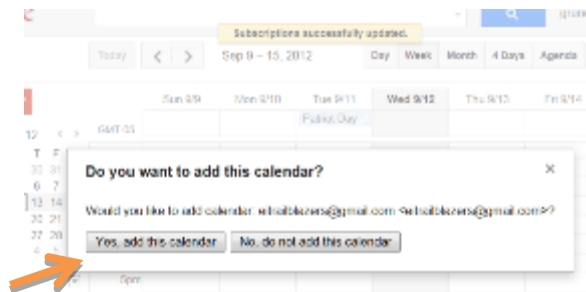
1. Visit the Trailblazers website (<http://EastIndyTrailblazers.com>) and find the team Calendar. Click the "+ Google Calendar" button at the bottom-right of the calendar.



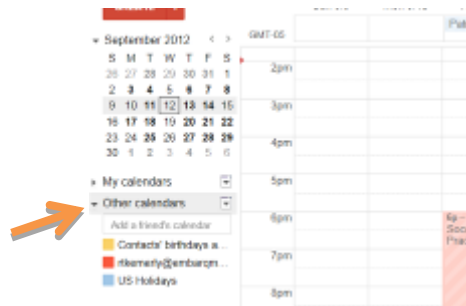
2. Sign in to your Google/Gmail account. If you don't have an account, click the **SIGN UP** button at top-right and follow the instructions on the next page.



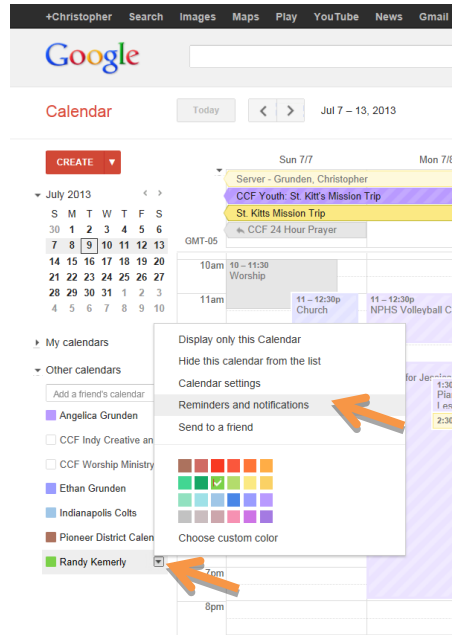
3. After you have signed in (or created your account), the Google calendar will appear. Click **Yes, add this calendar.**



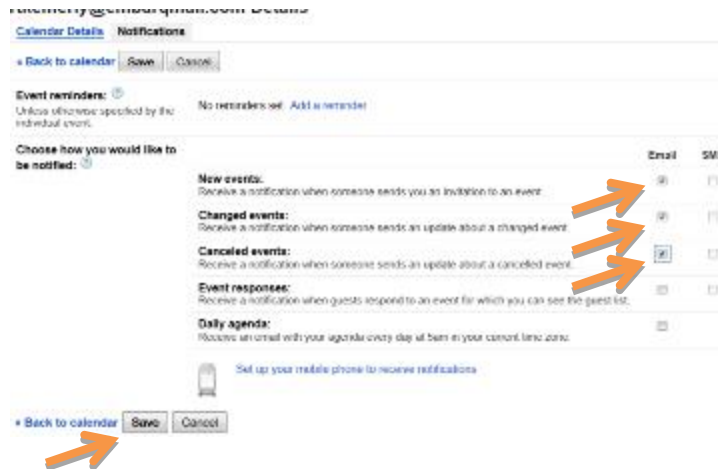
4. Click the *triangle button* next to **Other calendars** to show the list of calendars.



5. Move your pointer over the **Randy Kemerly** calendar, click the *drop-down button* on the right, then click on **Reminders and notifications**.



6. Check the boxes under the **Email** column for **New events**, **Changed events**, and **Canceled events**. Then click **Save**.



That's it! Now, you will receive an e-mail every time a game is scheduled, changed, or cancelled 😊